



FEEDBACK ANALYSIS REPORT

Introduction to feedback

The Internal Quality Assurance Cell (IQAC) plays a crucial role in enhancing the educational quality of the institution. Feedback, a highly effective teaching and learning technique, directly influences the knowledge acquisition process. The IQAC collects feedback from key stakeholders, including students, teachers, employers, and alumni. This feedback is analyzed by using statistical tools, and subsequent actions are determined based on stakeholder opinions to continually improve the educational environment.

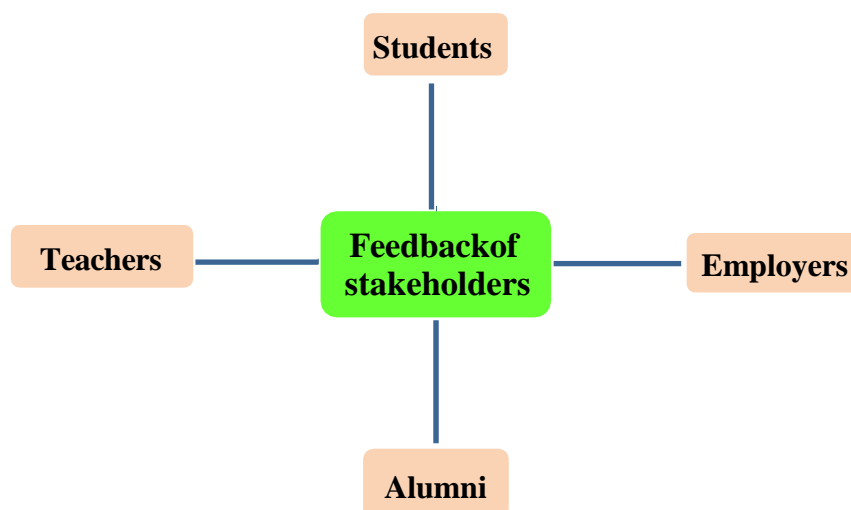
Objectives of Feedback

To provide students with the opportunity to express their views on the quality of their learning experience, as an integral part of the preparation for examination and evaluation process.

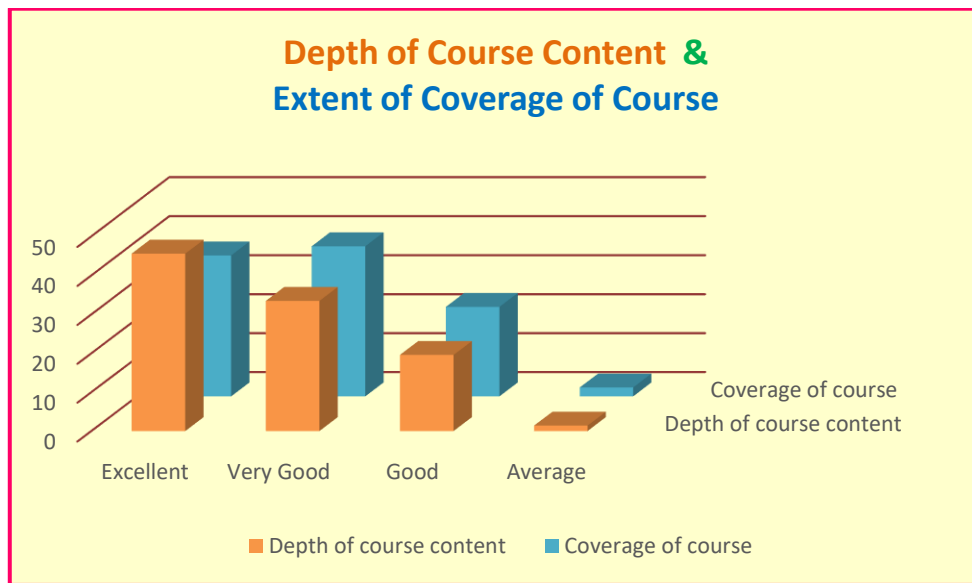
To assess the achievement of academic offerings in alignment with students' expectations.

To foster the comprehensive development of a student's personality, encompassing social and spiritual dimensions.

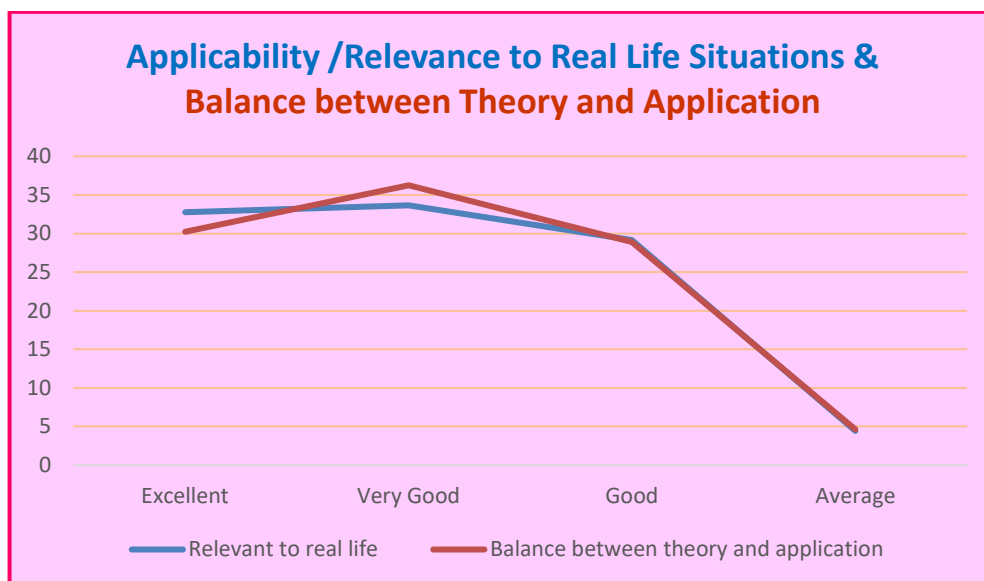
Feedback Process



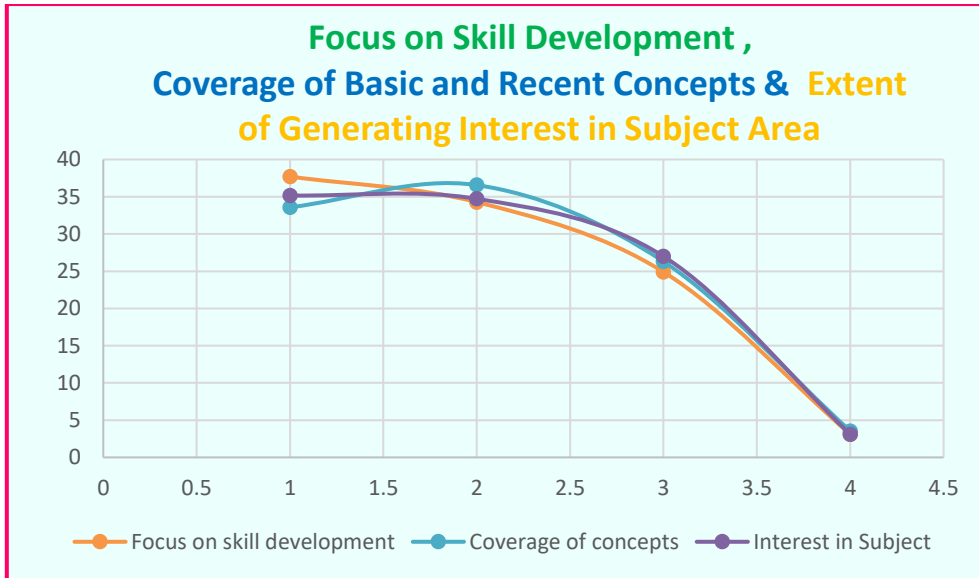
UG STUDENTS' FEEDBACK ANALYSIS FOR THE YEAR 2023-24



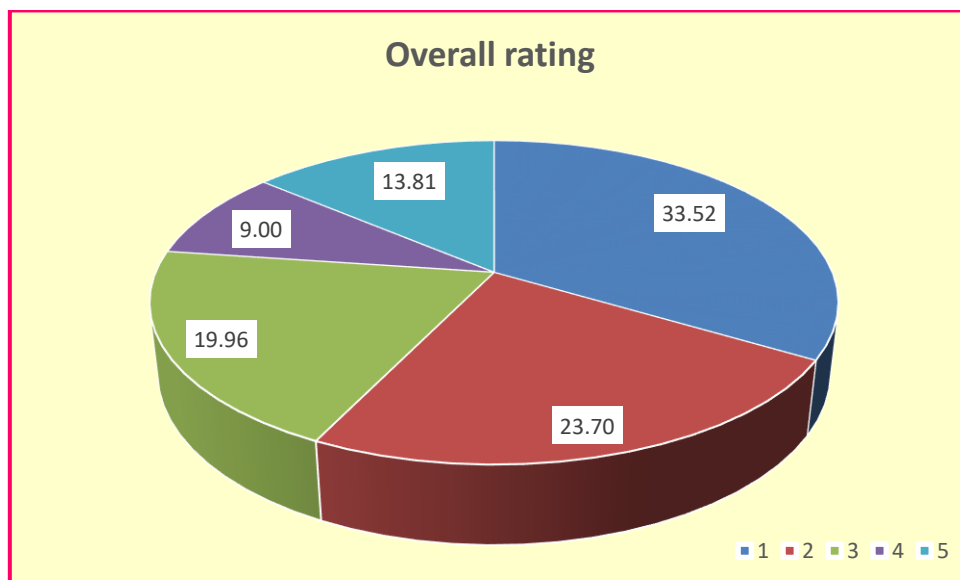
From the chart it is clear that a majority of 45.56% of the students have opted excellent course content, 33.46 and 19.58% of the students have chosen very good and good respectively, 1.39% as average. With respect to extent of course content 36.19% of students have chosen excellent, 38.53 and 23% as very good and good, only 2.28% as average.



The chart indicates that majority 32.76% have stated that the applicability/relevance of the course to real life situation is excellent, 33.65% of the students have opined as very good, 29.15% as good and 4.44% as average. 30.23% have stated that the balance between theory and application is excellent, 36.25% of the students is of the opinion that it is very good, 28.90 and 4.63% as good and average respectively.

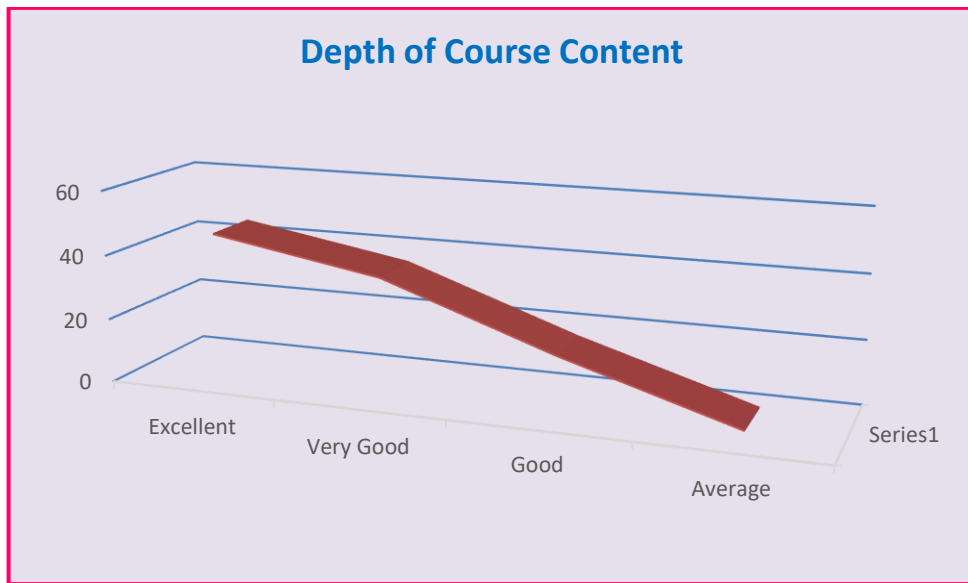


From the chart it could be noted that majority 37.71% have given their opinion that the focus on skill development is excellent, 34.28, 24.90 and 3.11% as very good, good and average respectively. The chart depicts that majority 33.59% have accepted that the coverage of basic and recent concepts is excellent, 36.57, 26.30 and 3.55% as very good, good and average. 35.17% have stated that the extent of generating interest in subject area is excellent, 34.73% as very good, 27 and 3.11% as good and average.

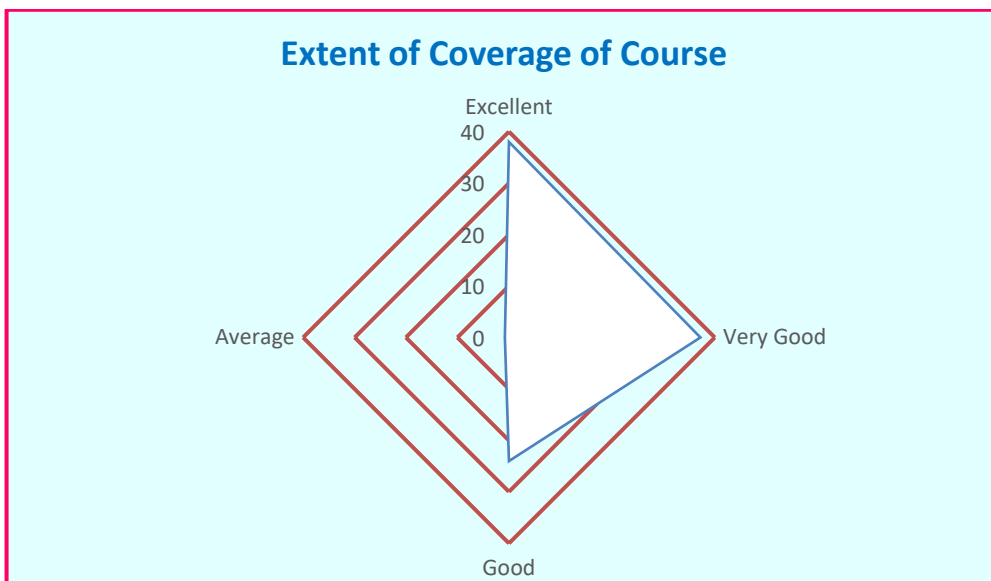


Majority of the students 33.52 and 23.70% have given the overall rating as excellent and very good, followed by the rating as good and average.

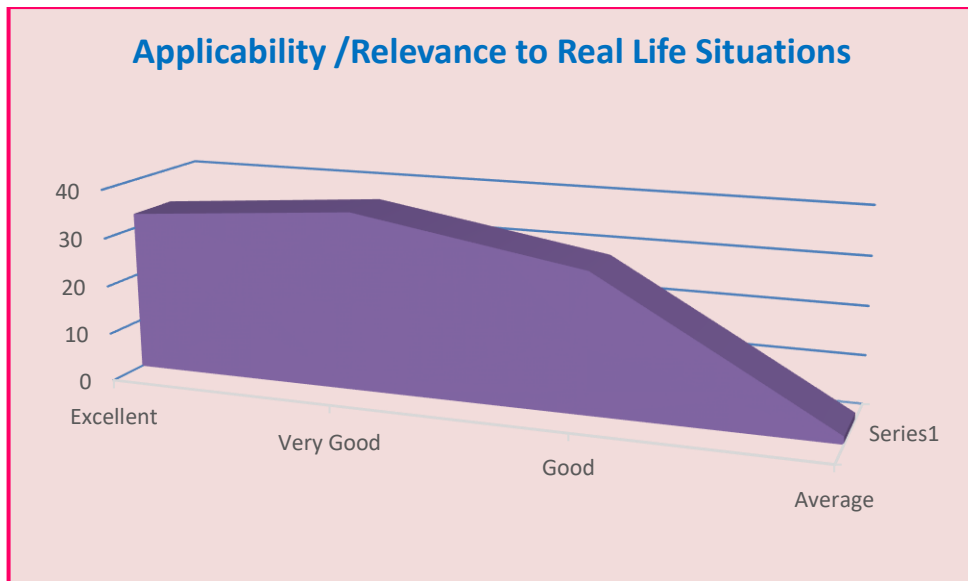
PG STUDENTS' FEEDBACK ANALYSIS FOR THE YEAR 2023-24



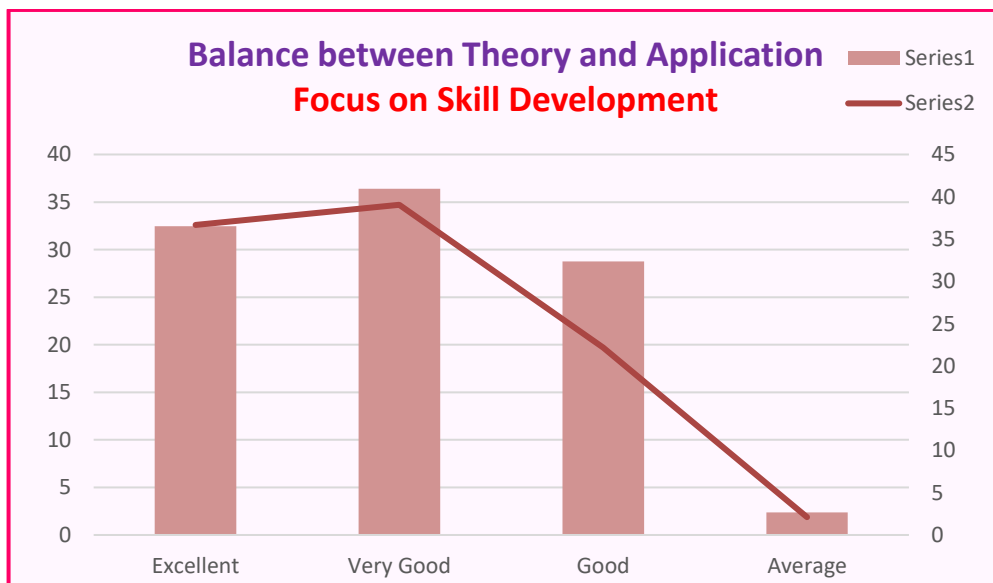
The chart shows that majority 45.38% have stated that the depth of course content is excellent, 36.15% of the students have opined that the depth of the course is very good, 17.41% students stated that the content is good and only 1.06% opted for average.



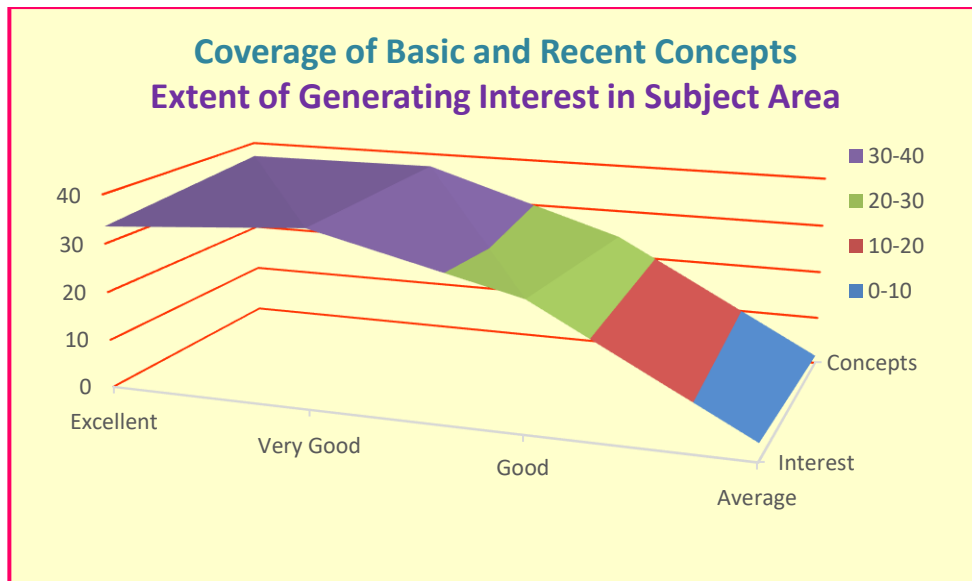
The chart depicts that majority 37.99% have stated that the extent of coverage of the course is excellent, 37.20% of the students have stated as very good, 24.01 and 0.79% of the students stated that the coverage of course is good and average respectively.



The chart indicates that 32.98% have stated that the applicability/ relevance of the course to real life situation is excellent, 36.68% of the students have opined as very good, 28.76% stated that applicability is good and 1.58% found average.

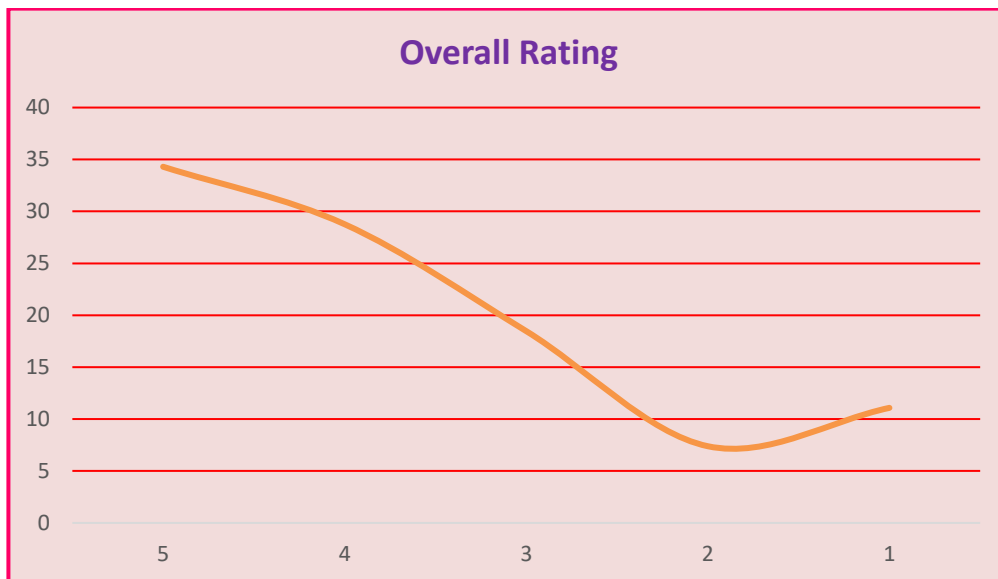


From the chart it could be identified that 32.45 and 36.41% have stated that the balance between theory and application is excellent and very good respectively, 28.76% of the students is of the opinion that it is good and 2.37% found it is average. 36.68% have given their opinion that the focus on skill development is excellent, 39.05% of the students have stated as very good, 22.16% found good and 2.11% found it is average.



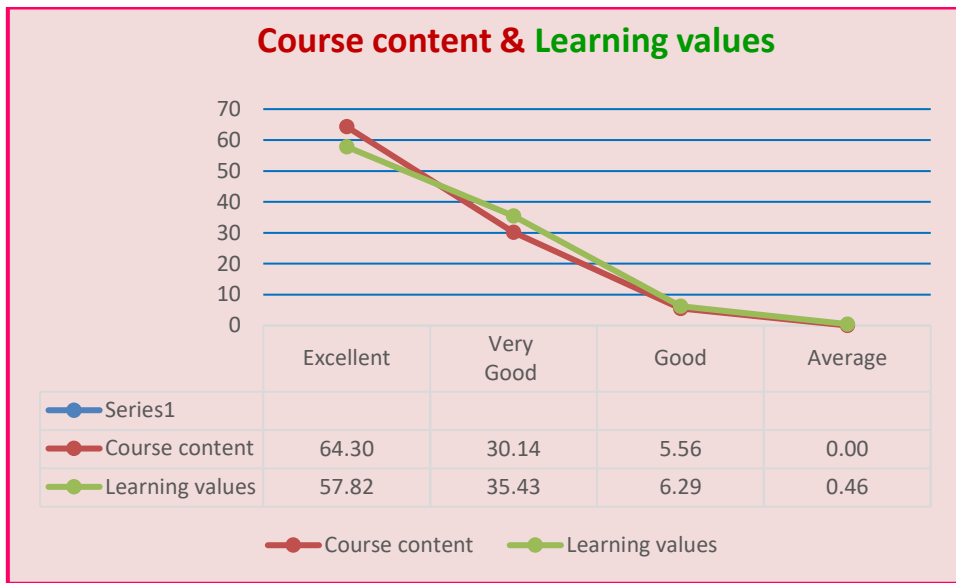
The chart depicts that 33.51 and 36.41% have accepted that the coverage of basic and recent concepts is excellent and very good respectively, 26.39% of the students have stated as very good and only 3.69% found it is average.

The chart indicates that majority 36.94% have stated that the extent of generating interest in subject area is excellent, 37.20 and 24.27% of the students have stated as very good and good respectively and 1.58% found it is average.

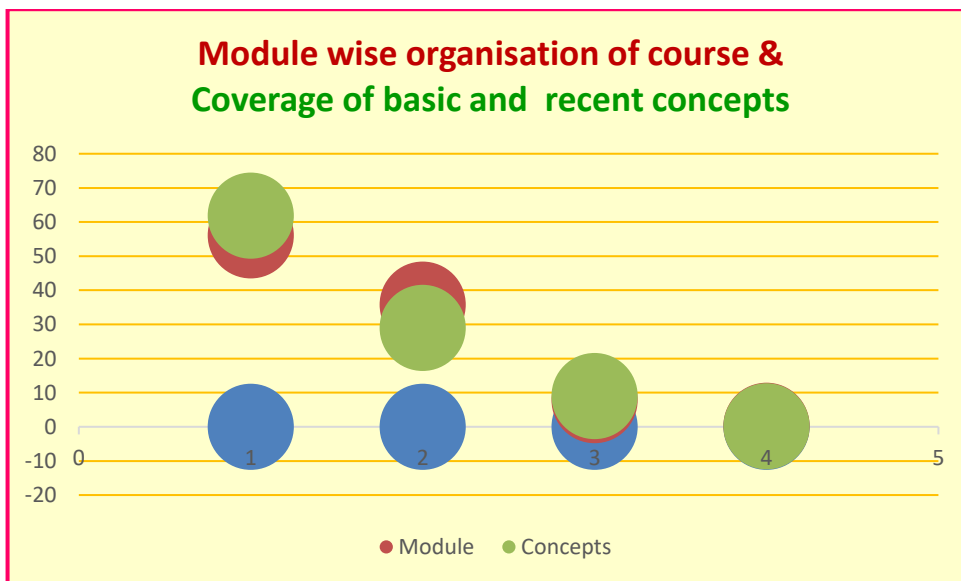


Majority 34.30 and 28.76% of the students have given the overall rating as 5 and 4 respectively, followed by 18.47% giving the rating as 3, 7.39 and 11.08% found the rating was 2 and 1 respectively.

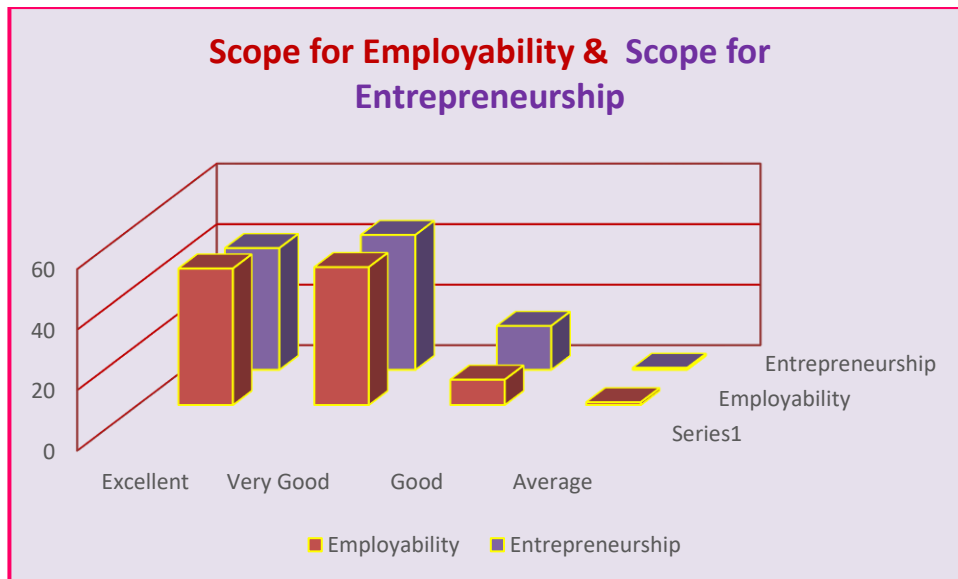
**SUBJECT EXPERT FEEDBACK ANALYSIS FOR THE YEAR 2023-24
UG PROGRAMME**



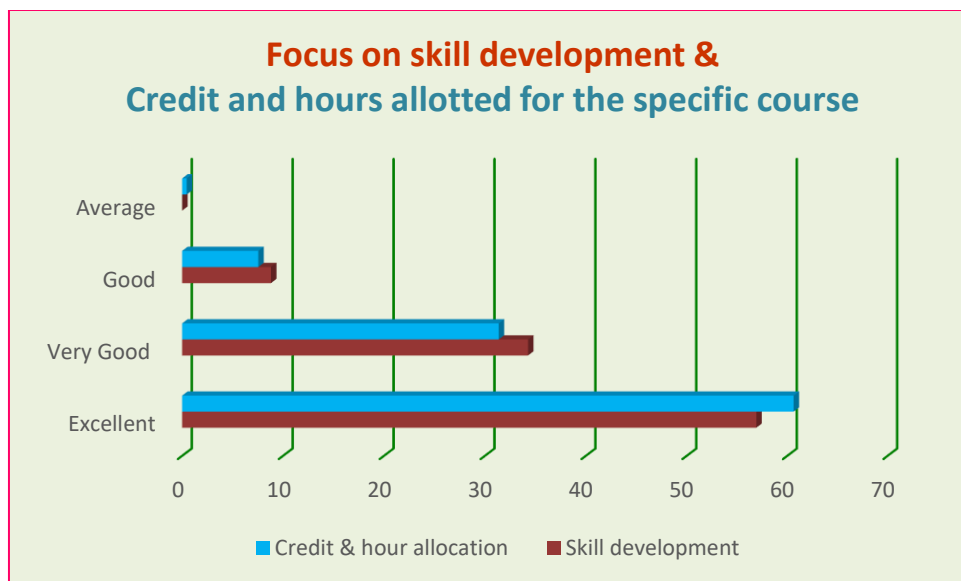
From the chart, that 64.30% of teachers find the course content in curriculum to be excellent 30.14% to be very good and 5.56% to be good. 57.82% teachers has opted learning values in the syllabus to be excellent, 35.43 and 6.29% as very good and good.



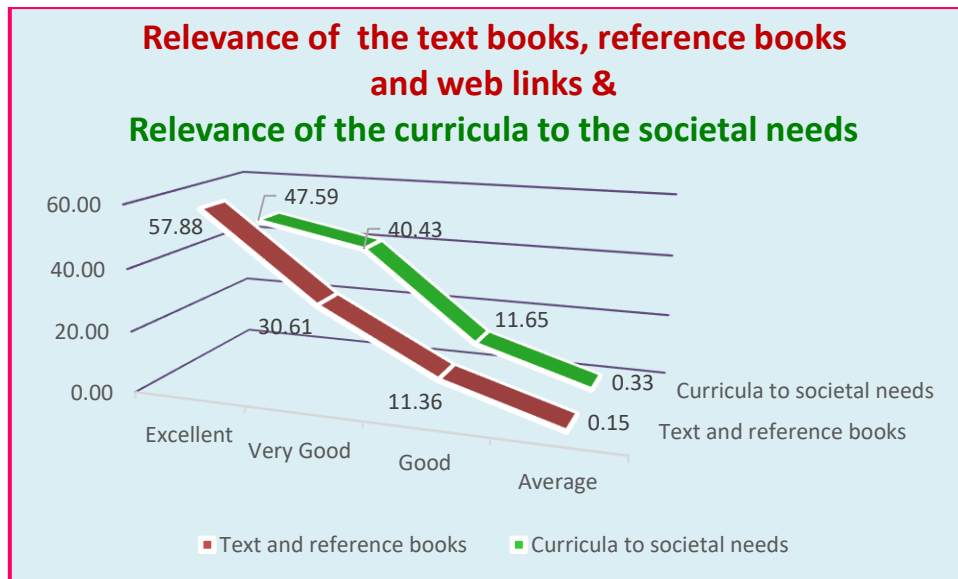
The chart shows that 56.09% find module wise organization of course as excellent, 35.79% of the teachers have opted that it is very good, 7.82 and 0.30% of the teachers opted for good and average respectively. 61.86 % of teachers find the coverage of basic and recent concepts to be excellent, 28.98 % of the teachers have opted as very good, 9.01 and 0.15% of the teachers opted as good and average.



The chart indicates that 45.12% have chosen that the scope for employability is excellent, 45.58% have opted it as very good and 8.37% as good. From the chart it could be identified that majority 40.2% have opted that the scope for entrepreneurship is excellent and 44.6% of the teachers is very good.

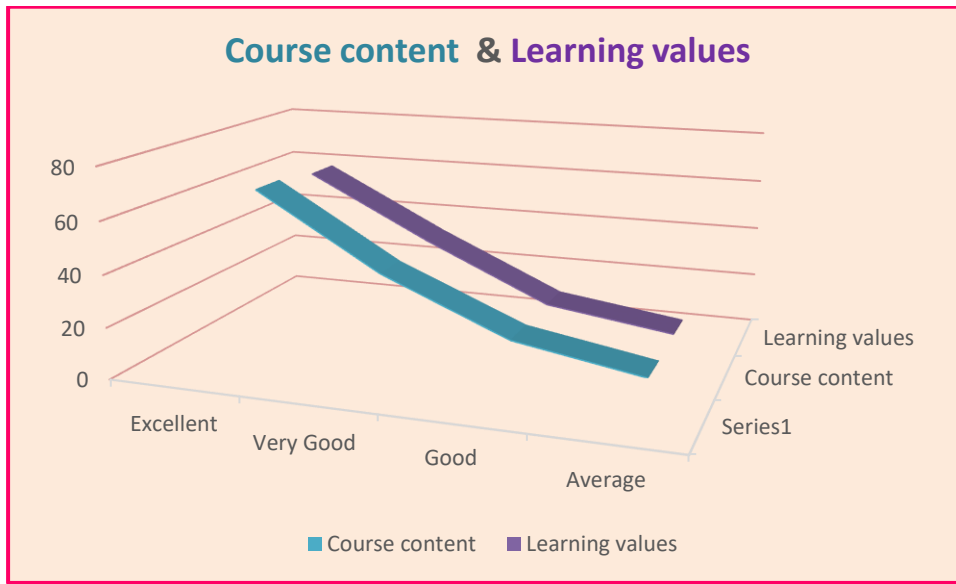


From the chart it could be noted that majority 56.92% chosen that the skill development is excellent, 34.28 and 8.81% of the teachers given as very good and good. The chart depicts that majority 60.63% have accepted that the credit and hours allotted for specific courses is excellent, 31.37% of the teachers as very good and 7.54% as good.

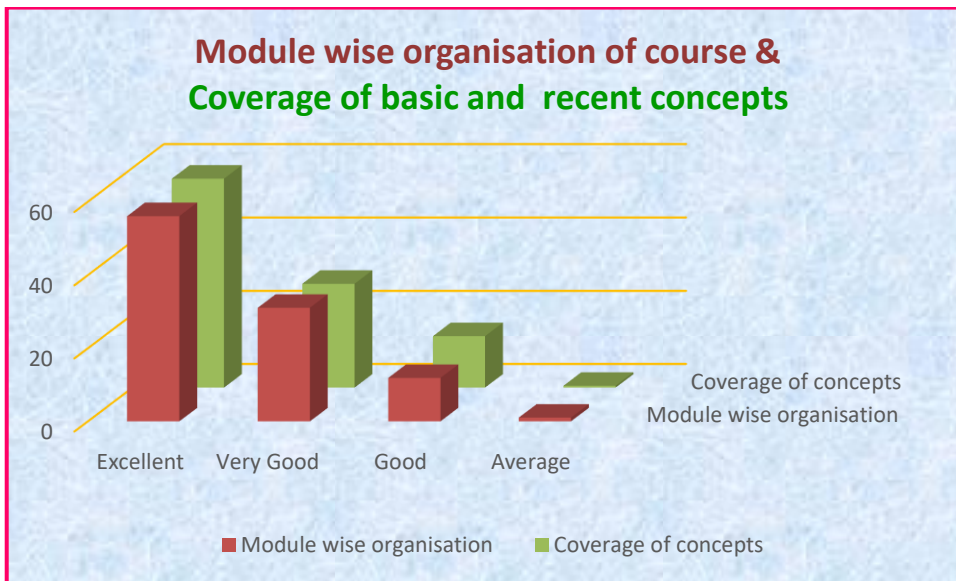


The chart indicates that majority 57.88% have opted that the relevance of the textbooks, reference books and web links is excellent, 30.61 and 11.36% of the teachers have opted as very good and good. The chart indicates that majority 47.56% of the teachers find the relevance of the syllabus to the societal needs as excellent, 40.43% of the teachers feel it is very good and 11.65% as good.

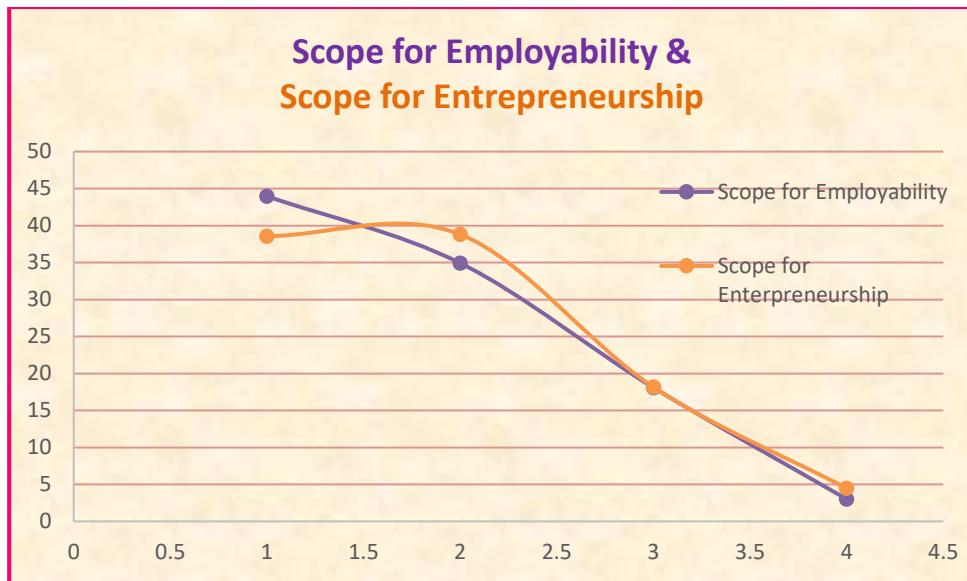
**SUBJECT EXPERT FEEDBACK ANALYSIS FOR THE YEAR 2023-24
PG PROGRAMME**



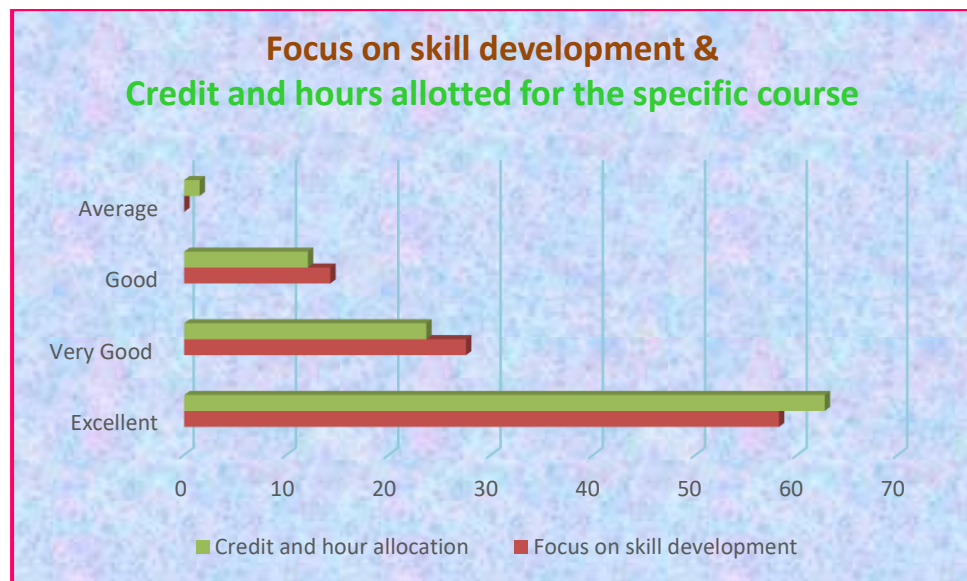
It is seen from the chart that 60.55 and 30.52% of the teachers found the course content in curriculum is excellent and very good. 57.68, 31.99 and 8.82% teachers think learning value of the syllabus is excellent, very good and good respectively.



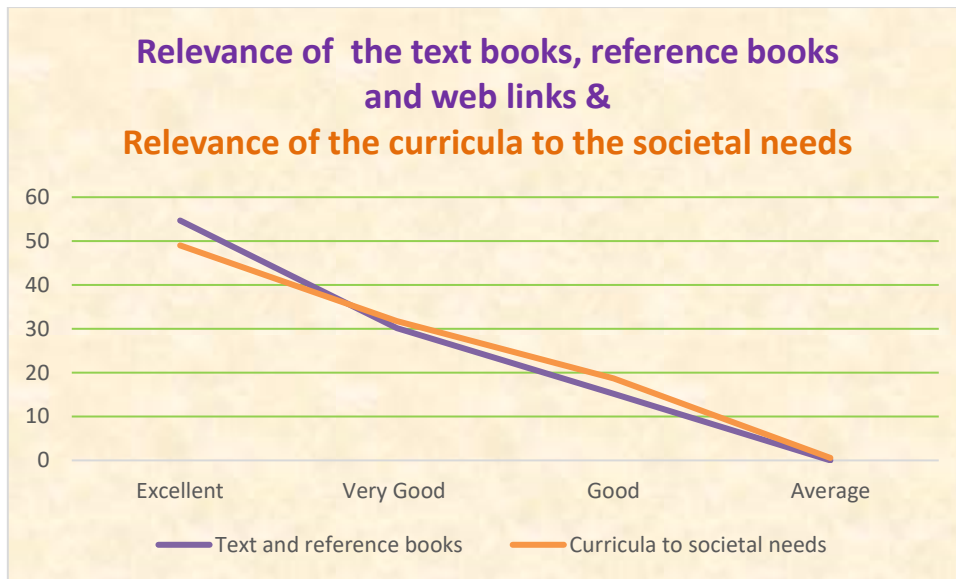
The chart shows that 56.06, 31.06 and 11.87% majority percent find module wise organization of course is excellent, very good and good respectively. 57.04, 28.39, 14.07% teachers find the coverage of basic concepts is excellent, very good and good.



The chart indicates that majority 43.97, have stated that the scope for employability is excellent, 34.92% have stated it as very good and 18.09 % stated it is good. 38.56, 38.81 and 18.16% have stated that the scope for entrepreneurship is excellent, very good and good.



58.16% stated that the focus on skill development is excellent, 27.55% as very good and 14.29% as good. 62.72, 23.68 and 12.09% accepted that the credit and hours allotted for courses is excellent, very good and good respectively.



The chart indicates that majority 54.68, 30.13 and 15.19% stated that the relevance of the text books, reference books and web links is excellent, very good and good. 49.01, 31.73 and 18.7% of the teachers find the relevance of the syllabus to the societal needs is excellent, very good and good respectively.

EMPLOYERS' FEEDBACK ANALYSIS FOR THE YEAR 2023-24

M.A.M. EXEL MATRIC. HIGHER SECONDARY SCHOOL

(REG NO. 2087/A/3/2012/DTD 16.07.2012)



P.K. Pudur (Po), GURUVAREDDIYUR - 638 504.

Anthiyur (Tk), Erode (Dt).

Tel : +91 4256 - 225366, 225355

Email: mamexelschool@gmail.com

Date.....

18th February 2023

To

The Principal,

Saradha College for Women

Salem

Respected Madam,

We would like to formally and sincerely express my gratitude for allowing us to conduct campus drive in your esteemed institution. The hospitality offered by you was commendable. The entire day was well organized. We are so glad for recruiting candidates from such a righteous place.

The following incidents were impressed us

- * Good team of students
- * All the students were academically bright and presentable vocal and confident.
- * Co-ordination support provided by student Coordinators was good.
- * Excellent support from Placement officers.
- * Students had a good grip on communication.
- * College Campus is impressive overall students are good

Thanking You.


Principal
M. A. M. Exel MHS
Guruvareddiyur
Erode District - 638 504.

Employee Feedback

img-2024-12-27-WA0022.jpg



SENTHIL PUBLIC SCHOOL

Montessori & CBSE Stream
(Affiliated to CBSE, New Delhi : Affiliation No.1930323)



27.12.2024

To Whomsoever It May Concern

We are pleased to provide feedback on the candidates recruited from Sri Sarada College for Women for the academic year 2023-2024.

- The recruited candidates have *demonstrated exceptional academic knowledge*, which they have effectively applied in their teaching practices. They exhibit a commendable sense of responsibility by reporting to the school promptly and conducting classes with dedication and proficiency, ensuring that students grasp the concepts thoroughly.
- Their involvement extends beyond academics, as they actively participate in various school activities, contributing significantly to the holistic development of the institution. *They uphold exemplary manners and discipline, embodying values that resonate with our school's ethos.*
- Furthermore, their commitment to the service of education is evident in their sincere efforts to enhance student improvement, providing both academic and personal guidance with care and empathy. *Their dedication and proactive approach have left a positive and lasting impact on our school community.*

We deeply appreciate the high standards maintained by Sri Sarada College for Women, as reflected in the quality of the candidates we have had the privilege to recruit.


Regards,

Dr. V Manoharan
Principal

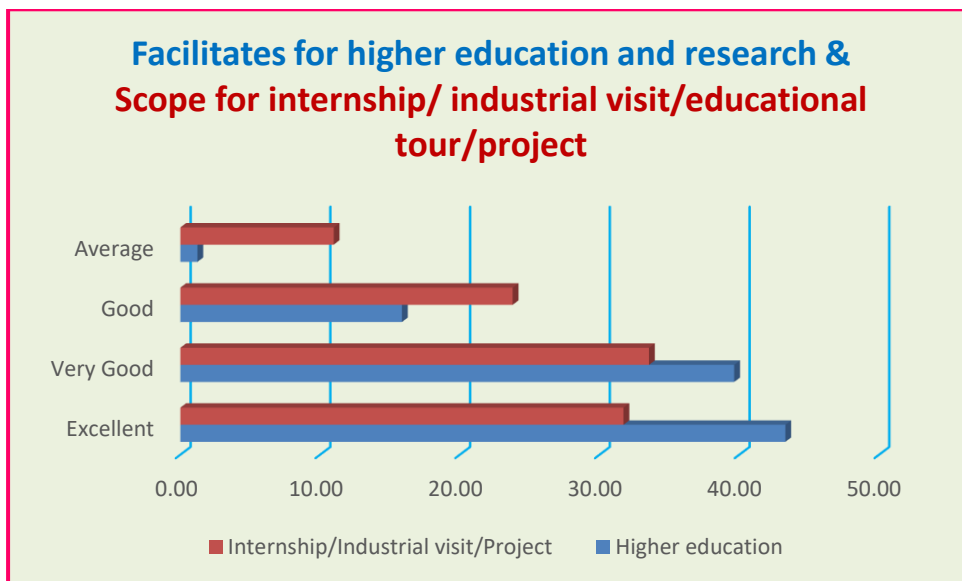
Jagirampalayam, Salem - 636 302. Mob : 95782 21888, 97158 21888
Email : senthilpublicschool@yahoo.co.in Web : www.senthilgroupofschools.in

<https://mail.google.com/mail/u/0/#inbox/FMfcgzQXKqFWpWPLHmKvbCVMnFBSCW?projector=1&messagePartId=0.1>

ALUMNAE FEEDBACK ANALYSIS FOR THE YEAR 2023-24

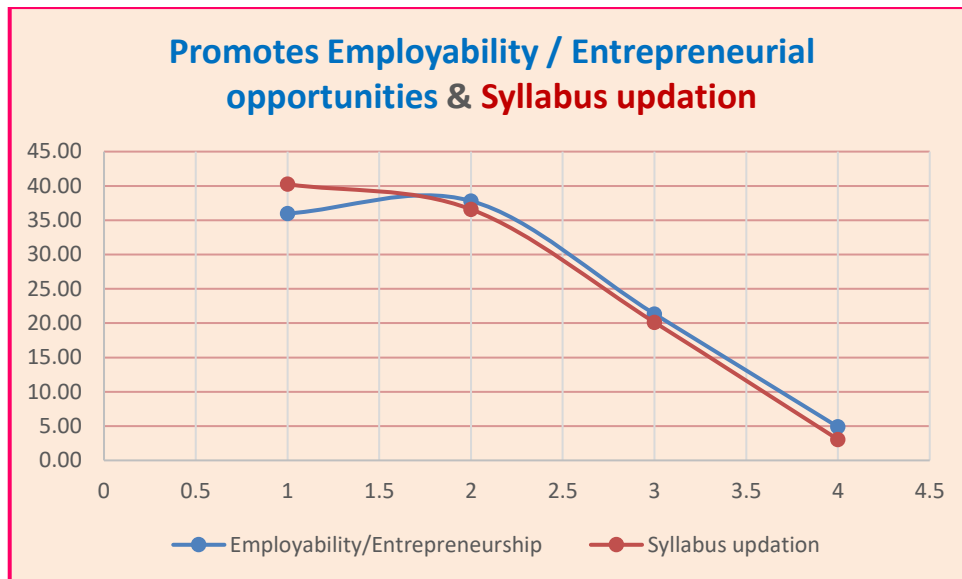


From the alumni feedback analysis on curriculum frame work and extent of syllabus content reveals that majority respondents gave excellent and very good.

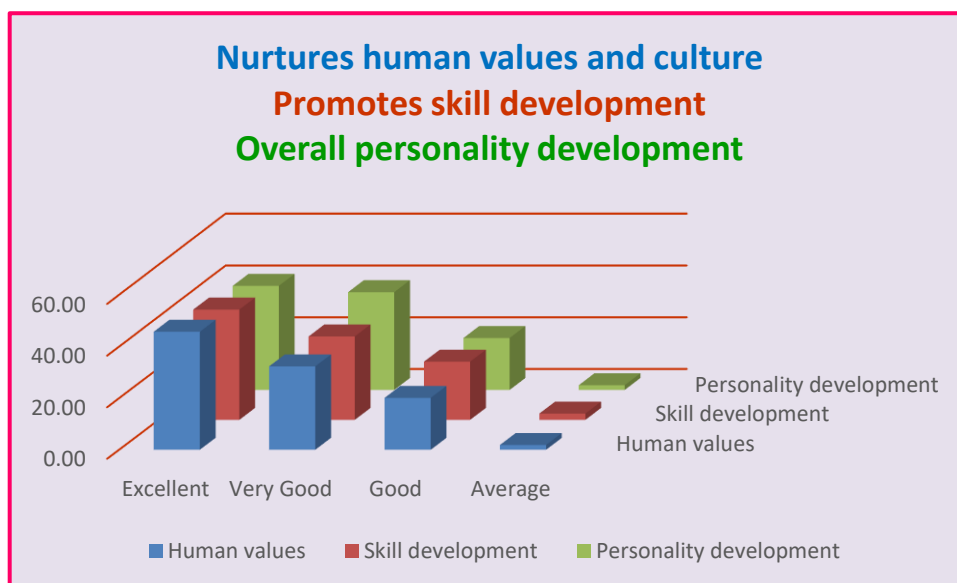


It is seen from the chart for the parameter facilities for higher education and research that, maximum 43.29% have chosen excellent 39.63% have chosen as very good and 15.85% as good.

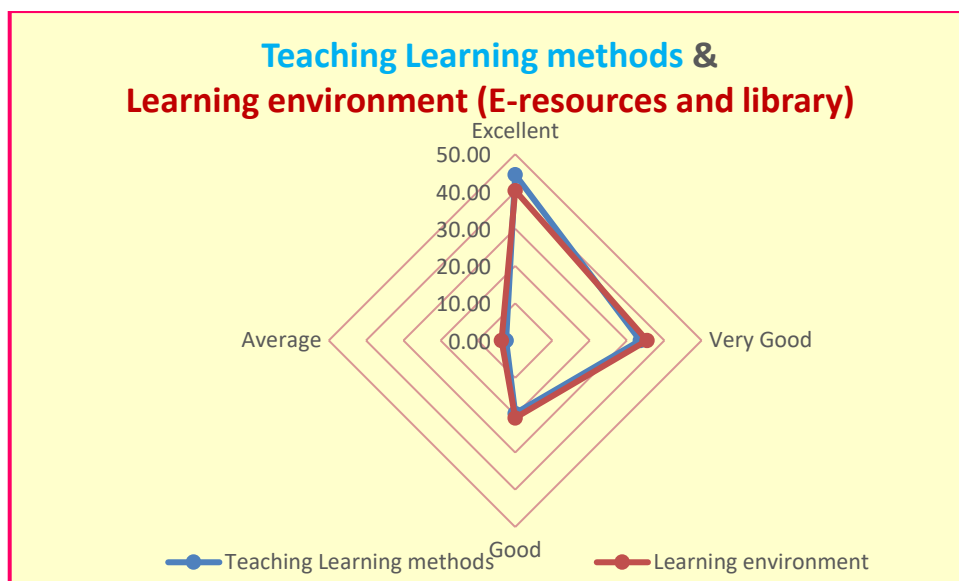
Feedback analysis on scope for internship/ industrial visit/ educational tour/ project reveals that majority of the respondents gave excellent (31.71%), very good (33.54%), good (23.78%) and good (10.98%).



The chart indicates that majority have stated that the curriculum promotes employability/ entrepreneurial opportunities and syllabus updating are found to be excellent and very good.



Feedback analysis reveals that 45.73% respondents gave excellent, 32.32% gave very good and 20.12% gave good for the parameter nurtures human values and culture. 42.68, 32.32 and 22.56% have stated that the curriculum promotes skill development in excellent, very good and good manner. Overall personality development was found to be excellent and very good.



From the alumnae feedback students opted excellent and very good for teaching learning methods and learning resources.